

Your Inspection Report


SAMPLE THERMAL REPORT

PREPARED FOR:

INSPECTION DATE:

PREPARED BY:

Jose Gonzales, Certified Thermal Inspector



Home-Probe
315 West Ponce de Leon Ave, Suite 559
Decatur, GA 30030

404-218-1040

www.home-probe.com
info@home-probe.com



We're more than great home inspections, we go way beyond that.



THERMAL REPORT

Thank you for choosing Home-Probe, Inc. to perform your Thermal Imaging consult. We hope the experience continues to exceed your expectations.

THE GOAL:

A home inspection identifies the current condition of the property but cannot predict the future. It is intended to discover MAJOR deficiencies that would change your purchasing decision. Thermal Imaging is an additional diagnostic tool used in the search of these deficiencies. Although it still does not eliminate risk associated with homeownership, it helps immensely in our fight against surprises.

Thermal imaging is a tool utilizing temperature difference as a mean of discovering potential issues. The thermal images are evaluated in an effort to discover moisture and/or water intrusion issues. A homes energy performance is beyond the scope of a home inspection or thermal imaging consult as this will vary greatly with a buildings occupants.

This report is only an overview of a home in its current condition reflected on the day and time it was prepared and cannot be all inclusive. It is designed to mitigate risk and cannot eliminate it altogether.

Please feel free to contact us with questions about the report or the home itself any time. Our telephone and e-mail consulting service is available at no cost to you. Please watch for your follow-up e-mail.

Sincerely,

Jose Gonzales
on behalf of
Home-Probe

Home-Probe
315 West Ponce de Leon Ave, Suite
559
Decatur, GA 30030
404-218-1040
www.home-probe.com
info@home-probe.com

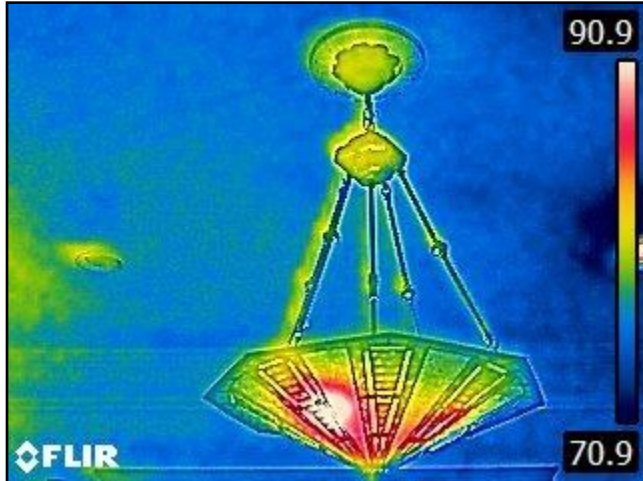
THERMAL IM

Description

General: • PHOTOS IN THIS SECTION DEPICT REPRESENTATIVE PHOTOS OF AREAS SCANNED WITH NO ISSUES. ALL AREAS OF POTENTIAL HIDDEN MOISTURE WERE SCANNED. ANY ANOMALIES ARE NOTED ELSEWHERE IN THE APPROPRIATE SECTION OF THE REPORT.

Ceilings Below Roof Structures:


- Scanned: No issues.



1. Scanned: No issues.



2. Scanned: No issues.



3. Scanned: No issues.



4. Scanned: No issues.

THERMAL IM



5. Scanned: No issues.




6. Scanned: No issues.

Exterior Windows/Doors (Skylights):

- Scanned: No issues.




7. Scanned: No issues.




8. Scanned: No issues.

THERMAL IM




9. Scanned: No issues.




10. Scanned: No issues.

Kitchen Plumbing Fixtures and Cabinets:

- Scanned: No issues.



11. Scanned: No issues.



12. Scanned: No issues.

THERMAL IM




13. Scanned: No issues.



14. Scanned: No issues.



15. Scanned: No issues.




16. Scanned: No issues.

Bathroom Plumbing Fixtures and Cabinets:

- Scanned: No issues.

THERMAL IM



17. Scanned: No issues.



18. Scanned: No issues.



19. Scanned: No issues.



20. Scanned: No issues.



21. Scanned: No issues.

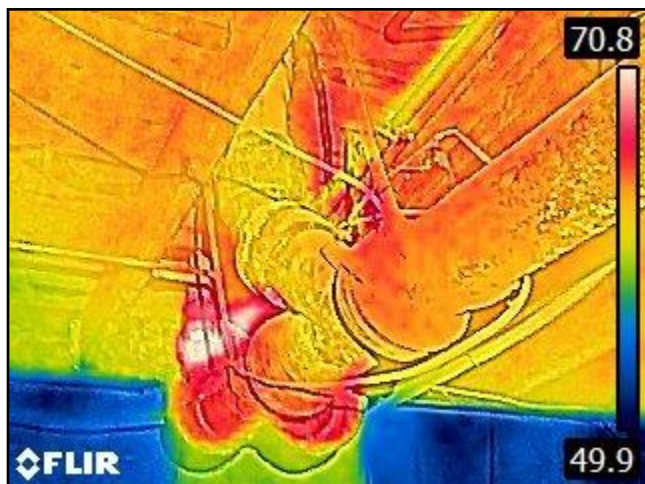


22. Scanned: No issues.

THERMAL IM

Ceiling Below Bathrooms and Kitchen:

- Scanned: No issues.




23. Scanned: No issues.



24. Scanned: No issues.




25. Scanned: No issues.




26. Scanned: No issues.

THERMAL IM




27. Scanned: No issues.



28. Scanned: No issues.

Laundry Area:

- Scanned: No issues.



29. Scanned: No issues.



30. Scanned: No issues.

Inspection Methods and Limitations

Scope: • Thermal imaging is used as a screening tool to identify potential areas of moisture.

END OF REPORT